


SECTION 9

MIG & TIG SPARES










BINZEL® STYLE TORCHES & PARTS

BZ15



Part No.	Description	Original Ref
92.ER.15.3	Complete MIG Torch Ergon BZ 15.3mt	002.0449
92.ER.15.4	Complete MIG Torch Ergon BZ 15.4mt	002.0450
92.ER.15.5	Complete MIG Torch Ergon BZ 15.5mt	002.0451
		
92.02.15.C0	Adjustable conical nozzle ϕ 12 STD	145.0075
		
92.02.15.CL	Adjustable cylindrical 19mm	145.0022
		
92.02.15.10	Adjustable tapered nozzle ϕ 10mm	145.0123
92.02.15.P	Adjustable spot nozzle	145.0168
M6 Standard Duty		
		
92.01.15.06	Contact tip 0.6mm x M6 x 6mm dia x 25mm long	140.0008
92.01.15.08	Contact tip 0.8mm x M6 x 6mm dia x 25mm long	140.0059
92.01.15.09	Contact tip 0.9mm x M6 x 6mm dia x 25mm long	140.0177
92.01.15.10	Contact tip 1.0mm x M6 x 6mm dia x 25mm long	140.0253
92.01.15.12	Contact tip 1.2mm x M6 x 6mm dia x 25mm long	140.0387
M6 Heavy Duty		
		
92.01.25.06	Contact tip 0.6mm x M6 x 8mm dia x 28mm long	140.0005
92.01.25.08	Contact tip 0.8mm x M6 x 8mm dia x 28mm long	140.0051
92.01.25.09	Contact tip 0.9mm x M6 x 8mm dia x 28mm long	140.0169
92.01.25.10	Contact tip 1.0mm x M6 x 8mm dia x 28mm long	140.0242
92.01.25.12	Contact tip 1.2mm x M6 x 8mm dia x 28mm long	140.0379
92.01.25.14	Contact tip 1.4mm x M6 x 8mm dia x 28mm long	140.0516
92.01.25.16	Contact tip 1.6mm x M6 x 8mm dia x 28mm long	140.0555
M6 Alum		
		
92.01.M6A09	Contact tip 0.9mm x M6 Al x 8mm dia x 28mm long	141.0004
92.01.M6A10	Contact tip 1.0mm x M6 Al x 8mm dia x 28mm long	141.0006
92.01.M6A12	Contact tip 1.2mm x M6 Al x 8mm dia x 28mm long	141.0072
M8 Heavy Duty		
		
92.01.M83008	Contact tip 0.8mm x M8 x 10mm dia x 30mm long	140.0014
92.01.M83009	Contact tip 0.9mm x M8 x 10mm dia x 30mm long	140.0214
92.01.M83010	Contact tip 1.0mm x M8 x 10mm dia x 30mm long	140.0313
92.01.M83012	Contact tip 1.2mm x M8 x 10mm dia x 30mm long	140.0442
92.01.M83014	Contact tip 1.4mm x M8 x 10mm dia x 30mm long	-
92.01.M83016	Contact tip 1.6mm x M8 x 10mm dia x 30mm long	140.0587








Part No.	Description	Original Ref
		
92.05.15	Tip holder with spring l/hand	002.0078
		
92.03.15.01	Spring for tip holder	002.0058
		
92.03.15	Insulator nut for conductor tube	N/A
		
92.06.15	Complete adjustable swan neck with diffuser & spring	002 0009
		
92.09.HANDLE	Ergonomic handle with screws	N/A
		
92.09.ABZ	Trigger	N/A
Steel liners		
		
92.04.B3	Blue steel liner 0.6 – 0.8mm 3mt	124.0011
92.04.B4	Blue steel liner 0.6 – 0.8mm 4mt	124.0012
92.04.B5	Blue steel liner 0.6 – 0.8mm 5mt	124.0015
		
92.04.R3	Red steel liner 0.9 – 1.2mm 3mt	124.0026
92.04.R4	Red steel liner 0.9 – 1.2mm 4mt	124.0031
92.04.R5	Red steel liner 0.9 – 1.2mm 5mt	124.0035
Teflon liners for aluminium		
		
92.04.BT3	Blue teflon liner 0.6 – 0.9mm 3mt	126.0005
92.04.BT4	Blue teflon liner 0.6 – 0.9mm 4mt	126.0008
		
92.04.RT3	Red teflon liner 0.9 – 1.2mm 3mt	126.0021
92.04.RT4	Red teflon liner 0.9 – 1.2mm 4mt	126.0026
92.04.RT5	Red teflon liner 0.9 – 1.2mm 5mt	126.0030













BINZEL® STYLE TORCHES & PARTS

BZ24



Part No.	Description	Original Ref
92.ER.24.3	Complete MIG Torch Ergon BZ 24.3mt	012.0026
92.ER.24.4	Complete MIG Torch Ergon BZ 24.4mt	012.0028
92.ER.24.5	Complete MIG Torch Ergon BZ 24.5mt	012.0030
		
92.02.24.C0	Adjustable conical nozzle ϕ 12.5mm STD	145.0080
		
92.02.24.CL	Adjustable cylindrical ϕ 17mm	145.0062
		
92.02.24.10	Adjustable tapered nozzle ϕ 10mm 145.0128	
M6 Standard Duty		
		
92.01.15.06	Contact tip 0.6mm x M6 x 6mm dia x 25mm long	140.0008
92.01.15.08	Contact tip 0.8mm x M6 x 6mm dia x 25mm long	140.0059
92.01.15.09	Contact tip 0.9mm x M6 x 6mm dia x 25mm long	140.0177
92.01.15.10	Contact tip 1.0mm x M6 x 6mm dia x 25mm long	140.0253
92.01.15.12	Contact tip 1.2mm x M6 x 6mm dia x 25mm long	140.0387
M6 Heavy Duty		
		
92.01.25.06	Contact tip 0.6mm x M6 x 8mm dia x 28mm long	140.0005
92.01.25.08	Contact tip 0.8mm x M6 x 8mm dia x 28mm long	140.0051
92.01.25.09	Contact tip 0.9mm x M6 x 8mm dia x 28mm long	140.0169
92.01.25.10	Contact tip 1.0mm x M6 x 8mm dia x 28mm long	140.0242
92.01.25.12	Contact tip 1.2mm x M6 x 8mm dia x 28mm long	140.0379
92.01.25.14	Contact tip 1.4mm x M6 x 8mm dia x 28mm long	140.0516
92.01.25.16	Contact tip 1.6mm x M6 x 8mm dia x 28mm long	140.0555
M6 Alum		
		
92.01.M6A09	Contact tip 0.9mm x M6 Al x 8mm dia x 28mm long	141.0004
92.01.M6A10	Contact tip 1.0mm x M6 Al x 8mm dia x 28mm long	141.0006
92.01.M6A12	Contact tip 1.2mm x M6 Al x 8mm dia x 28mm long	141.0072
M8 Heavy Duty		
		
92.01.M83008	Contact tip 0.8mm x M8 x 10mm dia x 30mm long	140.0014
92.01.M83009	Contact tip 0.9mm x M8 x 10mm dia x 30mm long	140.0214
92.01.M83010	Contact tip 1.0mm x M8 x 10mm dia x 30mm long	140.0313
92.01.M83012	Contact tip 1.2mm x M8 x 10mm dia x 30mm long	140.0442
92.01.M83014	Contact tip 1.4mm x M8 x 10mm dia x 30mm long	-
92.01.M83016	Contact tip 1.6mm x M8 x 10mm dia x 30mm long	140.0587

Part No.	Description	Original Ref
		
92.05.24.M6	Tip holder M6	142.0003
		
92.05.24	Gas diffuser	012.0017
		
92.05.24R	Gas diffuser - Heat resistant rubber	N/A
		
92.06.24	Swan neck	012.0001
		
92.09.HANDLE	Ergonomic handle with screws	N/A
		
92.09.ABZ	Trigger	N/A
Steel liners		
		
92.04.B3	Blue steel liner 0.6 - 0.8mm 3mt	124.0011
92.04.B4	Blue steel liner 0.6 - 0.8mm 4mt	124.0012
92.04.B5	Blue steel liner 0.6 - 0.8mm 5mt	124.0015
		
92.04.R3	Red steel liner 0.9 - 1.2mm 3mt	124.0026
92.04.R4	Red steel liner 0.9 - 1.2mm 4mt	124.0031
92.04.R5	Red steel liner 0.9 - 1.2mm 5mt	124.0035
Teflon liners for aluminium		
		
92.04.BT3	Blue teflon liner 0.6 - 0.9mm 3mt	126.0005
92.04.BT4	Blue teflon liner 0.6 - 0.9mm 4mt	126.0008
		
92.04.RT3	Red teflon liner 0.9 - 1.2mm 3mt	126.0021
92.04.RT4	Red teflon liner 0.9 - 1.2mm 4mt	126.0026
92.04.RT5	Red teflon liner 0.9 - 1.2mm 5mt	126.0030













BINZEL® STYLE TORCHES & PARTS

BZ25



Part No.	Description	Original Ref
92.ER.25.3	Complete MIG Torch Ergon BZ 25.3mt	004.0312
92.ER.25.4	Complete MIG Torch Ergon BZ 25.4mt	004.0313
92.ER.25.5	Complete MIG Torch Ergon BZ 25.5mt	002.0314
		
92.02.25.C0	Adjustable conical nozzle ø 15mm STD	145.0076
		
92.02.25.CL	Adjustable cylindrical nozzle ø 18mm	145.0042
		
92.02.25.B0.11	Adjustable conical nozzle ø 11mm	N/A
92.02.25.PT	Adjustable spot nozzle	145.0169
M6 Standard Duty		
		
92.01.15.06	Contact tip 0.6mm x M6 x 6mm dia x 25mm long	140.0008
92.01.15.08	Contact tip 0.8mm x M6 x 6mm dia x 25mm long	140.0059
92.01.15.09	Contact tip 0.9mm x M6 x 6mm dia x 25mm long	140.0177
92.01.15.10	Contact tip 1.0mm x M6 x 6mm dia x 25mm long	140.0253
92.01.15.12	Contact tip 1.2mm x M6 x 6mm dia x 25mm long	140.0387
M6 Heavy Duty		
		
92.01.25.06	Contact tip 0.6mm x M6 x 8mm dia x 28mm long	140.0005
92.01.25.08	Contact tip 0.8mm x M6 x 8mm dia x 28mm long	140.0051
92.01.25.09	Contact tip 0.9mm x M6 x 8mm dia x 28mm long	140.0169
92.01.25.10	Contact tip 1.0mm x M6 x 8mm dia x 28mm long	140.0242
92.01.25.12	Contact tip 1.2mm x M6 x 8mm dia x 28mm long	140.0379
92.01.25.14	Contact tip 1.4mm x M6 x 8mm dia x 28mm long	140.0516
92.01.25.16	Contact tip 1.6mm x M6 x 8mm dia x 28mm long	140.0555
M6 Alum		
		
92.01.M6A09	Contact tip 0.9mm x M6 Al x 8mm dia x 28mm long	141.0004
92.01.M6A10	Contact tip 1.0mm x M6 Al x 8mm dia x 28mm long	141.0006
92.01.M6A12	Contact tip 1.2mm x M6 Al x 8mm dia x 28mm long	141.0072
M8 Heavy Duty		
		
92.01.M83008	Contact tip 0.8mm x M8 x 10mm dia x 30mm long	140.0014
92.01.M83009	Contact tip 0.9mm x M8 x 10mm dia x 30mm long	140.0214
92.01.M83010	Contact tip 1.0mm x M8 x 10mm dia x 30mm long	140.0313
92.01.M83012	Contact tip 1.2mm x M8 x 10mm dia x 30mm long	140.0442
92.01.M83014	Contact tip 1.4mm x M8 x 10mm dia x 30mm long	-
92.01.M83016	Contact tip 1.6mm x M8 x 10mm dia x 30mm long	140.0587
		
92.05.25	Gas diffuser standard 35mm	142.0001
		
92.05.25.01	Spring	003.0013

Part No.	Description	Original Ref
		
92.06.25	Swan neck	004.0012
		
92.09.HANDLE	Ergonomic handle with screws	N/A
		
92.09.ABZ	Trigger	N/A
Steel liners		
		
92.04.B3	Blue steel liner 0.6 – 0.8mm 3mt	124.0011
92.04.B4	Blue steel liner 0.6 – 0.8mm 4mt	124.0012
92.04.B5	Blue steel liner 0.6 – 0.8mm 5mt	124.0015
		
92.04.R3	Red steel liner 0.9 – 1.2mm 3mt	124.0026
92.04.R4	Red steel liner 0.9 – 1.2mm 4mt	124.0031
92.04.R5	Red steel liner 0.9 – 1.2mm 5mt	124.0035
		
92.04.Y3	Yellow steel liner 1.2 – 1.6mm 3mt	124.0041
92.04.Y4	Yellow steel liner 1.2 – 1.6mm 4mt	124.0042
92.04.Y5	Yellow steel liner 1.2 – 1.6mm 5mt	124.0044
Teflon liners for aluminium		
		
92.04.BT3	Blue teflon liner 0.6 – 0.9mm 3mt	126.0005
92.04.BT4	Blue teflon liner 0.6 – 0.9mm 4mt	126.0008
		
92.04.RT3	Red teflon liner 0.9 – 1.2mm 3mt	126.0021
92.04.RT4	Red teflon liner 0.9 – 1.2mm 4mt	126.0026
92.04.RT5	Red teflon liner 0.9 – 1.2mm 5mt	126.0030
		
92.04.YT3	Yellow teflon liner 1.2 – 1.6mm 3mt	126.0039
92.04.YT4	Yellow teflon liner 1.2 – 1.6mm 4mt	126.0042
Neck liners		
		
92.04.BNL12	Brass swan neck liner 1.2mm (250mm)	120.0018
92.04.BNL16	Brass swan neck liner 1.6mm (250mm)	120.0041













BINZEL® STYLE TORCHES & PARTS

BZ36



Part No.	Description	Original Ref
92.ER.36.3	Complete MIG Torch Ergon BZ 36-3mt	014.0143
92.ER.36.4	Complete MIG Torch Ergon BZ 36-4mt	014.0144
92.ER.36.5	Complete MIG Torch Ergon BZ 36-5mt	014.0145
		
92.02.36.CO	Adjustable conical nozzle ø 16mm. STD	145.0078
		
92.02.36.CL	Adjustable cylindrical ø 20mm.	145.0045
		
92.02.36.12	Adjustable tapered nozzle ø 12mm.	145.0126
M6 Standard Duty		
		
92.01.15.06	Contact tip 0.6mm x M6 x 6mm dia x 25mm long	140.0008
92.01.15.08	Contact tip 0.8mm x M6 x 6mm dia x 25mm long	140.0059
92.01.15.09	Contact tip 0.9mm x M6 x 6mm dia x 25mm long	140.0177
92.01.15.10	Contact tip 1.0mm x M6 x 6mm dia x 25mm long	140.0253
92.01.15.12	Contact tip 1.2mm x M6 x 6mm dia x 25mm long	140.0387
M6 Heavy Duty		
		
92.01.25.06	Contact tip 0.6mm x M6 x 8mm dia x 28mm long	140.0005
92.01.25.08	Contact tip 0.8mm x M6 x 8mm dia x 28mm long	140.0051
92.01.25.09	Contact tip 0.9mm x M6 x 8mm dia x 28mm long	140.0169
92.01.25.10	Contact tip 1.0mm x M6 x 8mm dia x 28mm long	140.0242
92.01.25.12	Contact tip 1.2mm x M6 x 8mm dia x 28mm long	140.0379
92.01.25.14	Contact tip 1.4mm x M6 x 8mm dia x 28mm long	140.0516
92.01.25.16	Contact tip 1.6mm x M6 x 8mm dia x 28mm long	140.0555
M6 Alum		
		
92.01.M6A09	Contact tip 0.9mm x M6 Al x 8mm dia x 28mm long	141.0004
92.01.M6A10	Contact tip 1.0mm x M6 Al x 8mm dia x 28mm long	141.0006
92.01.M6A12	Contact tip 1.2mm x M6 Al x 8mm dia x 28mm long	141.0072
M8 Heavy Duty		
		
92.01.M83008	Contact tip 0.8mm x M8 x 10mm dia x 30mm long	140.0014
92.01.M83009	Contact tip 0.9mm x M8 x 10mm dia x 30mm long	140.0214
92.01.M83010	Contact tip 1.0mm x M8 x 10mm dia x 30mm long	140.0313
92.01.M83012	Contact tip 1.2mm x M8 x 10mm dia x 30mm long	140.0442
92.01.M83014	Contact tip 1.4mm x M8 x 10mm dia x 30mm long	-
92.01.M83016	Contact tip 1.6mm x M8 x 10mm dia x 30mm long	140.0587
		
92.03.36.M6S	Tip holder M6 short	142.0005
92.03.36.M6L	Tip holder M6 long	142.0011
92.03.36.M8L	Tip holder M8 long	142.0024
		
92.05.36	Gas diffuser white	014.0261

Part No.	Description	Original Ref
		
92.06.36	Swan neck	014.0006
		
92.09.HANDLE	Ergonomic handle with screws	N/A
		
92.09.ABZ	Trigger	N/A
Steel liners		
		
92.04.B3	Blue steel liner 0.6 – 0.8mm 3mt	124.0011
92.04.B4	Blue steel liner 0.6 – 0.8mm 4mt	124.0012
92.04.B5	Blue steel liner 0.6 – 0.8mm 5mt	124.0015
		
92.04.R3	Red steel liner 0.9 – 1.2mm 3mt	124.0026
92.04.R4	Red steel liner 0.9 – 1.2mm 4mt	124.0031
92.04.R5	Red steel liner 0.9 – 1.2mm 5mt	124.0035
		
92.04.Y3	Yellow steel liner 1.2 – 1.6mm 3mt	124.0041
92.04.Y4	Yellow steel liner 1.2 – 1.6mm 4mt	124.0042
92.04.Y5	Yellow steel liner 1.2 – 1.6mm 5mt	124.0044
Teflon liners for aluminium		
		
92.04.BT3	Blue teflon liner 0.6 – 0.9mm 3mt	126.0005
92.04.BT4	Blue teflon liner 0.6 – 0.9mm 4mt	126.0008
		
92.04.RT3	Red teflon liner 0.9 – 1.2mm 3mt	126.0021
92.04.RT4	Red teflon liner 0.9 – 1.2mm 4mt	126.0026
92.04.RT5	Red teflon liner 0.9 – 1.2mm 5mt	126.0030
		
92.04.YT3	Yellow teflon liner 1.2 – 1.6mm 3mt	126.0039
92.04.YT4	Yellow teflon liner 1.2 – 1.6mm 4mt	126.0042
Neck liners		
		
92.04.BNL12	Brass swan neck liner 1.2mm (250mm)	120.0018
92.04.BNL16	Brass swan neck liner 1.6mm (250mm)	120.0041



BINZEL® STYLE CONTACT TIPS




Binzel® Style Contact Tips





Part No.	Description	Original Ref
M5 Standard Duty (Mini Torches)		
		
92.01.05.06	Contact tip 0.6mm x M5 x 5mm dia	140.0014
92.01.05.08	Contact tip 0.8mm x M5 x 5mm dia	140.0214
92.01.05.09	Contact tip 0.9mm x M5 x 5mm dia	140.0313
M6 Standard Duty		
		
92.01.15.06	Contact tip 0.6mm x M6 x 6mm dia x 25mm long	140.0008
92.01.15.08	Contact tip 0.8mm x M6 x 6mm dia x 25mm long	140.0059
92.01.15.09	Contact tip 0.9mm x M6 x 6mm dia x 25mm long	140.0177
92.01.15.10	Contact tip 1.0mm x M6 x 6mm dia x 25mm long	140.0253
92.01.15.12	Contact tip 1.2mm x M6 x 6mm dia x 25mm long	140.0387
M6 Heavy Duty		
		
92.01.25.06	Contact tip 0.6mm x M6 x 8mm dia x 28mm long	140.0005
92.01.25.08	Contact tip 0.8mm x M6 x 8mm dia x 28mm long	140.0051
92.01.25.09	Contact tip 0.9mm x M6 x 8mm dia x 28mm long	140.0169
92.01.25.10	Contact tip 1.0mm x M6 x 8mm dia x 28mm long	140.0242
92.01.25.12	Contact tip 1.2mm x M6 x 8mm dia x 28mm long	140.0379
92.01.25.14	Contact tip 1.4mm x M6 x 8mm dia x 28mm long	140.0516
92.01.25.16	Contact tip 1.6mm x M6 x 8mm dia x 28mm long	140.0555

Part No.	Description	Original Ref
M6 Alum		
		
92.01.M6A09	Contact tip 0.9mm x M6 Al x 8mm dia x 28mm long	141.0004
92.01.M6A10	Contact tip 1.0mm x M6 Al x 8mm dia x 28mm long	141.0006
92.01.M6A12	Contact tip 1.2mm x M6 Al x 8mm dia x 28mm long	141.0072
M8 Heavy Duty		
		
92.01.M83008	Contact tip 0.8mm x M8 x 10mm dia x 30mm long	140.0014
92.01.M83009	Contact tip 0.9mm x M8 x 10mm dia x 30mm long	140.0214
92.01.M83010	Contact tip 1.0mm x M8 x 10mm dia x 30mm long	140.0313
92.01.M83012	Contact tip 1.2mm x M8 x 10mm dia x 30mm long	140.0442
92.01.M83014	Contact tip 1.4mm x M8 x 10mm dia x 30mm long	-
92.01.M83016	Contact tip 1.6mm x M8 x 10mm dia x 30mm long	140.0587

BINZEL® STYLE LINERS

Binzel® Style Liners

Part No.	Description	Original Ref
Steel liners		
		
92.04.B3	Blue steel liner 0.6 – 0.8mm 3mt	124.0011
92.04.B4	Blue steel liner 0.6 – 0.8mm 4mt	124.0012
92.04.B5	Blue steel liner 0.6 – 0.8mm 5mt	124.0015
		
92.04.R3	Red steel liner 0.9 – 1.2mm 3mt	124.0026
92.04.R4	Red steel liner 0.9 – 1.2mm 4mt	124.0031
92.04.R5	Red steel liner 0.9 – 1.2mm 5mt	124.0035
		
92.04.Y3	Yellow steel liner 1.2 – 1.6mm 3mt	124.0041
92.04.Y4	Yellow steel liner 1.2 – 1.6mm 4mt	124.0042
92.04.Y5	Yellow steel liner 1.2 – 1.6mm 5mt	124.0044

Part No.	Description	Original Ref
Teflon liners for aluminium		
		
92.04.BT3	Blue teflon liner 0.6 – 0.9mm 3mt	126.0005
92.04.BT4	Blue teflon liner 0.6 – 0.9mm 4mt	126.0008
		
92.04.RT3	Red teflon liner 0.9 – 1.2mm 3mt	126.0021
92.04.RT4	Red teflon liner 0.9 – 1.2mm 4mt	126.0026
92.04.RT5	Red teflon liner 0.9 – 1.2mm 5mt	126.0030
		
92.04.YT3	Yellow teflon liner 1.2 – 1.6mm 3mt	126.0039
92.04.YT4	Yellow teflon liner 1.2 – 1.6mm 4mt	126.0042
Neck liners		
		
92.04.BNL12	Brass swan neck liner 1.2mm (250mm)	120.0018
92.04.BNL16	Brass swan neck liner 1.6mm (250mm)	120.0041










TWECO® STYLE TORCHES & PARTS

MIG Torch TW 2 STD



Part No.	Description	Original Ref
91.230MK	Complete MIG Torch TW 2 10ft – 3mt MK connection	210-4045
91.240MK	Complete MIG Torch TW 2 12ft – 4mt MK connection	212-4045
91.245MK	Complete MIG Torch TW 2 15ft – 5mt MK connection	215-4045
91.230TWE	Complete MIG Torch TW 2 10ft – 3mt Euro connection	210-4045E
91.240TWE	Complete MIG Torch TW 2 12ft – 4mt Euro connection	212-4045E
91.245TWE	Complete MIG Torch TW 2 15ft – 5mt Euro connection	215-4045E
		
91.23.37	Insulated gas nozzle ϕ 9.5mm. Use diffuser 52FN	23-37
91.23.50	Insulated gas nozzle ϕ 13mm. Use diffuser 52FN	23-50
91.23.62	Insulated gas nozzle ϕ 16mm. Use diffuser 52FN	23-62
91.23.75	Insulated gas nozzle ϕ 19mm. Use diffuser 52FN	23-75
		
91.22.50	Gas nozzle ϕ 13mm. Use with 32 & 52	22-50
91.22.62	Gas nozzle ϕ 16mm. Use with 32 & 52	22-62
		
91.24CT50	Gas nozzle ϕ 13mm. Use with 34CT	24CT50S
91.24CT62	Gas nozzle ϕ 16mm. Use with 34CT	24CT62S
91.24CT75	Gas nozzle ϕ 19mm. Use with 34CT	24CT75S
		
91.34CT	Coarse thread insulator	34CT
		
91.32	Insulator	32
		
91.52FN	Gas diffuser fixed nozzles	52FN
		
91.52	Gas diffuser	52
		
91.62A45	Complete conductor tube assembly 45°	62A45
91.62A60	Complete conductor tube assembly 60°	62A60
91.72A	Conductor tube insulation (rubber)	72N

Part No.	Description	Original Ref
		
91.82	Handle case w/screws	82
		
91.92	Trigger switch w/switch blades	92
		
91.92C	Switch blades set	92C
		
91.142.6	Rubber cable support	142.6
14 Series		
91.1423	Contact tip 0.6mm standard	14-23
91.1430	Contact tip 0.8mm standard	14-30
91.1435	Contact tip 0.9mm standard	14-35
91.1440	Contact tip 1.0mm standard	14-40
91.1445	Contact tip 1.2mm standard	14-45
91.14116	Contact tip 1.6mm standard	14-116
91.14T35	Contact tip 0.9mm tapered	14T-35
91.14T45	Contact tip 1.2mm tapered	14T-45
91.14A364	Contact tip Alum 1.2mm	14A-364
91.14AH364	Contact tip Alum HD 1.2mm	14AH-364
14H Series		
91.14H30	Contact tip 0.8mm heavy duty	14H-30
91.14H35	Contact tip 0.9mm heavy duty	14H-35
91.14H40	Contact tip 1.0mm heavy duty	14H-40
91.14H45	Contact tip 1.2mm heavy duty	14H-45
91.14H52	Contact tip 1.4mm heavy duty	14H-52
91.14H116	Contact tip 1.6mm heavy duty	14H-116
Suits Tweco Style number 2 gun		
91.42303515	Steel liner 0.6-0.9mm x 4.6mt	42-3035-15
91.42404515	Steel liner 1.0 –1.2mm x 4.6mt	42-4045-15
		
91.42T354515	Teflon liner 0.9-1.2mm x 4.6mt (aluminium)	42T-3545-15



TWECO® STYLE TORCHES & PARTS

MIG Torch TW 4 STD





Part No.	Description	Original Ref
91.430 MK	MIG Torch TW 4 10ft – 3mt MK connection	410-116
91.440 MK	MIG Torch TW 4 12ft – 4mt MK connection	412-116
91.455 MK	MIG Torch TW 4 15ft – 5mt MK connection	415-116
91.430 TWE	MIG Torch TW 4 10ft – 3mt Euro connection	410-116E
91.440 TWE	MIG Torch TW 4 12ft – 4mt Euro connection	412-116E
91.445 TWE	MIG Torch TW 4 15ft – 5mt Euro connection	415-116E
		
91.23.37	Insulated gas nozzle ϕ 9.5mm (screw on type)	23-37
91.23.62	Insulated gas nozzle ϕ 16mm (screw on type)	23-62
91.23.75	Insulated gas nozzle ϕ 19mm (screw on type)	23-75
91.23.50	Insulated gas nozzle ϕ 13mm (screw on type)	23-50
		
91.24A50	Gas Nozzle ϕ 13mm. Use with 54A & 34A	24A50
91.24A62	Gas Nozzle ϕ 16mm. Use with 54A & 34A	24A62
91.24A75	Gas Nozzle ϕ 19mm. Use with 54A & 34A	24A75
		
91.34CT	Coarse thread insulator	34CT
		
91.24CT50	Gas nozzle ϕ 13mm use with 34CT	24CT50S
91.24CT62	Gas nozzle ϕ 16mm use with 34CT	24CT62S
91.24CT75	Gas nozzle ϕ 19mm use with 34CT	24CT75S
		
91.54A	Gas diffuser	54A
		
91.34A	Tweco #4 insulator to suit 24A Series nozzles	34A
		
91.64A45	Complete torch head 45°	64A45
91.64A60	Complete torch head 60°	64A60
91.74A	Conductor tube insulation	74N
		
91.84	Handle w/screws	

Part No.	Description	Original Ref
		
91.94	Trigger switch w/switch blades. Suits TW4 & 5	94
		
91.94C	Switch blades set. Suits TW4 & 5	94C
		
91.144.6	Rubber cable support	144-6
14 Series		
		
91.1423	Contact tip 0.6mm standard	14-23
91.1430	Contact tip 0.8mm standard	14-30
91.1435	Contact tip 0.9mm standard	14-35
91.1440	Contact tip 1.0mm standard	14-40
91.1445	Contact tip 1.2mm standard	14-45
91.14116	Contact tip 1.6mm standard	14-116
91.14T35	Contact tip 0.9mm tapered	14T-35
91.14T45	Contact tip 1.2mm tapered	14T-45
91.14A364	Contact tip Alum 1.2mm	14A-364
91.14AH364	Contact tip Alum HD 1.2mm	14AH-364
14H Series		
		
91.14H30	Contact tip 0.8mm heavy duty	14H-30
91.14H35	Contact tip 0.9mm heavy duty	14H-35
91.14H40	Contact tip 1.0mm heavy duty	14H-40
91.14H45	Contact tip 1.2mm heavy duty	14H-45
91.14H52	Contact tip 1.4mm heavy duty	14H-52
91.14H116	Contact tip 1.6mm heavy duty	14H-116
Suits Tweco Style number 4 gun		
		
91.44354515	Steel liner 0.9-1.2mm x 4.6mt	44-3545-15
91.4411615	Steel liner 1.6mm x 4.6mt	44-116-15
		
91.44T354515	Teflon liner 0.9-1.2mm x 4.6mt (aluminium)	44-T3545-15
		
91.44T11615	Teflon liner 1.6mm x 4.6mt (aluminium)	44-T116-15



TWECO® STYLE CONTACT TIPS

Tweco® Style Contact Tips

Part No.	Description	Original Ref
11 Series		
		
91.1123	Contact tip 0.6mm x M6	11-23
91.1130	Contact tip 0.8mm x M6	11-30
91.1135	Contact tip 0.9mm x M6	11-35
91.1140	Contact tip 1.0mm x M6	11-40
91.1145	Contact tip 1.2mm x M6	11-45
14 Series		
		
91.1423	Contact tip 0.6mm standard	14-23
91.1430	Contact tip 0.8mm standard	14-30
91.1435	Contact tip 0.9mm standard	14-35
91.1440	Contact tip 1.0mm standard	14-40
91.1445	Contact tip 1.2mm standard	14-45
91.14116	Contact tip 1.6mm standard	14-116
91.14T35	Contact tip 0.9mm tapered	14T-35
91.14T45	Contact tip 1.2mm tapered	14T-45
91.14A364	Contact tip Alum 1.2mm	14A-364
91.14AH364	Contact tip Alum HD 1.2mm	14AH-364

Tweco® Style Contact Tips

Part No.	Description	Original Ref
14H Series		
		
91.14H30	Contact tip 0.8mm heavy duty	14H-30
91.14H35	Contact tip 0.9mm heavy duty	14H-35
91.14H40	Contact tip 1.0mm heavy duty	14H-40
91.14H45	Contact tip 1.2mm heavy duty	14H-45
91.14H52	Contact tip 1.4mm heavy duty	14H-52
91.14H116	Contact tip 1.6mm heavy duty	14H-116
15H Series		
		
91.15H35	Contact tip 0.9mm heavy duty	15H-35
91.15H45	Contact tip 1.2mm heavy duty	15H-45
91.15H52	Contact tip 1.4mm heavy duty	15H-52
91.15H116	Contact tip 1.6mm heavy duty	15H-116
91.15H564	Contact tip 2.0mm heavy duty	15H564
15HFC Series		
91.15HFC45	Contact tip 1.2mm heavy duty flux cored	15HFC-45
91.15HFC116	Contact tip 1.6mm heavy duty flux cored	15HFC-116
91.15HFC564	Contact tip 2.0mm heavy duty flux cored	15HFC564
91.15HFC332	Contact tip 2.4mm heavy duty flux cored	15HFC-332

TWECO® STYLE LINERS

Tweco® Style Liners

Part No.	Description	Original Ref
Suits Tweco Style number 2 gun		
91.42303515	Steel liner 0.6-0.9mm x 4.6mt	42-3035-15
91.42404515	Steel liner 1.0 -1.2mm x 4.6mt	42-4045-15
		
91.42T354515	Teflon liner 0.9-1.2mm x 4.6mt (aluminium)	42T-3545-15
Suits Tweco Style number 4 gun		
		
91.44354515	Steel liner 0.9-1.2mm x 4.6mt	44-3545-15
91.4411615	Steel liner 1.6mm x 4.6mt	44-116-15
		
91.44T354515	Teflon liner 0.9-1.2mm x 4.6mt (aluminium)	44-T3545-15
		
91.44T11615	Teflon liner 1.6mm x 4.6mt (aluminium)	44-T116-15

Tweco® Style Liners

Part No.	Description	Original Ref
Suits Tweco Style number 5 gun		
91.45354515	Steel liner 0.9-1.2mm x 4.6mt	45-3545-15
		
91.4511615	Steel liner 1.6-2.0mm x 4.6mt	45-116-15
		
91.4556415	Steel liner 2.0mm	45-564-15






BERNARD® STYLE TORCHES & PARTS

300 Amp Air Cooled



Part No.	Description	Original Ref
93.4312.AE	MIG Torch Complete - 3.5mt 300 Amp Euro connection	
93.4315.AE	MIG Torch Complete - 4.5mt 300 Amp Euro connection	
		
93.4392	Conical insulated gas nozzle OT ϕ 13mm - 1/2" (200/300)	4392
93.4394	Conical insulated gas nozzle CU ϕ 13mm - 1/2" (200/300)	4394
		
93.4391	Cylindrical insulated gas nozzle OT ϕ 16mm - 5/8" (200/300)	4391
93.4393	Cylindrical insulated gas nozzle CU ϕ 16mm - 5/8" (200/300)	4393
		
93.4235	Gas diffuser 200	4235
93.4335	Gas diffuser 300	4335
93.7126	O-Ring (200 & 300)	7126
		
93.4323	Insulator (200 & 300)	4323
		
93.4786	Swan neck (200 & 300)	4786
93.4780	Swan neck insulator (200 & 300)	4780
		
93.5662	Complete trigger switch (200 & 300)	5662
		
93.4208	Handle (200 & 300)	4208

Part No.	Description	Original Ref
		
93.7497	Contact tip 0.6mm	7497
93.7488	Contact tip 0.8mm	7488
93.7489	Contact tip 0.9mm	7489
93.7496	Contact tip 1.0mm	7496
93.7490	Contact tip 1.2mm	7490
93.7498	Contact tip 1.4mm	7498
93.7491	Contact tip 1.6mm	7491
93.7492	Contact tip 2.0mm	7492
		
93.1588	Contact tip long 0.8mm	1588
93.1589	Contact tip long 0.9mm	1589
93.1590	Contact tip long 1.2mm	1590
93.1598	Contact tip long 1.4mm	1598
93.1591	Contact tip long 1.6mm	1591
93.1592	Contact tip long 2.0mm	1592
		
93.4381A	Contact tip step taper 0.9mm	4381A
		
93.43015	Steel liner 0.6-0.8mm x 4.6mt	43015
		
93.43115	Steel liner 0.9-1.2mm x 4.6mt	43115
93.43215	Steel liner 1.2-1.6mm x 4.6mt	43215
		
93.43115X	Teflon liner 0.9-1.2mm x 4.6mt (aluminium)	43115X
93.43215X	Teflon liner 1.2-1.6mm x 4.6mt (aluminium)	43215X








BERNARD® STYLE TORCHES & PARTS

400 Amp Air Cooled



Part No.	Description	Original Ref
93.4412.AE	MIG Torch Complete - 3.5mt 400 Amp Euro connection	
93.4415.AE	MIG Torch Complete - 4.5mt 400 Amp Euro connection	
		
93.4492	Conical insulated gas nozzle OT ϕ 14mm - 9/16" (400/500)	4492
93.4592	Conical insulated gas nozzle CU ϕ 14mm - 9/16" (400/500)	4592
		
93.4491	Cylindrical insulated gas nozzle OT ϕ 19mm - 3/4" (400/500)	4491
93.4591	Cylindrical insulated gas nozzle CU ϕ 19mm - 3/4" (400/500)	4591
		
93.4435	Gas diffuser 400/500	4435
93.4635	Gas difuser long 400/500	4635
93.7127	O-Ring (400 & 500)	7127
		
93.4423	Insulator (400 & 500)	4423
		
93.4790	Swan neck (400)	4790
93.4794	Swan neck (500)	4794
		
93.4422	Complete trigger switch (400 & 500)	4422
		
93.4408	Handle (400 & 500)	4408

Part No.	Description	Original Ref
		
93.7497	Contact tip 0.6mm	7497
93.7488	Contact tip 0.8mm	7488
93.7489	Contact tip 0.9mm	7489
93.7496	Contact tip 1.0mm	7496
93.7490	Contact tip 1.2mm	7490
93.7498	Contact tip 1.4mm	7498
93.7491	Contact tip 1.6mm	7491
93.7492	Contact tip 2.0mm	7492
		
93.1588	Contact tip long 0.8mm	1588
93.1589	Contact tip long 0.9mm	1589
93.1590	Contact tip long 1.2mm	1590
93.1598	Contact tip long 1.4mm	1598
93.1591	Contact tip long 1.6mm	1591
93.1592	Contact tip long 2.0mm	1592
		
93.4381A	Contact tip step taper 0.9mm 4381A	
		
93.44115	Steel liner 0.9-1.2mm x 4.6mt	44115
93.44215	Steel liner 1.2-1.6mm x 4.6mt	44215
		
93.44215X	Teflon liner 1.2-1.6mm x 4.6mt (aluminium)	43215X



TIG TORCHES

9 Series TIG Torch 125 Amp air cooled



Part No.	Description	Original Ref
95.9V.4.1.DA25	TIG Torch 9V, 4mt, 1 pc, Dinse 25	
95.9V.4.1	TIG Torch 9V, 4mt, 1 pc	
95.9V.8.1.DA25	TIG Torch 9V, 8mt, 1 pc, Dinse 25	
95.9V.8.1	TIG Torch 9V, 8mt, 1 pc	
95.9FV.4.1.DA25	TIG Torch 9FV, 4mt, 1 pc, Dinse 25	
95.9FV.4.1	TIG Torch 9FV, 4mt, 1 pc	
95.9FV.8.1.DA25	TIG Torch 9FV, 8mt, 1 pc, Dinse 25	
95.9FV.8.1	TIG Torch 9FV, 8mt, 1 pc	
		
95WP9	WP9 Torch head	WP9
95WP9V	WP9 torch head with valve	WP9V
95WP9F	WP9 flex torch head	WP9F
95WP9FV	WP9 flex torch head with valve	WP9FV
95VS2	Valve	VS2
		
9513N20	Collect ϕ 0.5mm - 0.20"	13N20
9513N21	Collect ϕ 1.0mm - 0.40"	13N21
9513N22	Collect ϕ 1.6mm - 1/16"	13N22
9513N23	Collect ϕ 2.4mm - 3/32"	13N23
9513N24	Collect ϕ 3.2mm - 1/8"	13N24
		
9513N25	Collect body ϕ 0.5mm - 0.20"	13N25
9513N26	Collect body ϕ 1.0mm - 0.40"	13N26
9513N27	Collect body ϕ 1.6mm - 1/16"	13N27
9513N28	Collect body ϕ 2.4mm - 3/32"	13N28
9513N29	Collect body ϕ 3.2mm - 1/8"	13N29
		
9513N08	Alumina cup size 4 ϕ 6.0mm - 1/4"	13N08
9513N09	Alumina cup size 5 ϕ 8.0mm - 5/16"	13N09
9513N10	Alumina cup size 6 ϕ 9.5mm - 3/8"	13N10
9513N11	Alumina cup size 7 ϕ 11.0mm - 7/16"	13N11
9513N12	Alumina cup size 8 ϕ 12.7mm - 1/2"	13N12
9513N13	Alumina cup size 10 ϕ 17.5mm - 5/8"	13N13

Part No.	Description	Original Ref
95598882	Torch body front insulator	95598882
		
9545V42	Collect body gas lens ϕ 1.0mm - 0.40"	45V42
9545V43	Collect body gas lens ϕ 1.6mm - 1/16"	45V43
9545V44	Collect body gas lens ϕ 2.4mm - 3/32"	45V44
9545V45	Collect body gas lens ϕ 3.2mm - 1/8"	45V45
		
9553N 58	Gas lens Alumina cup size 4 ϕ 6mm - 1/4"	53N58
9553V59	Gas lens Alumina cup size 5 ϕ 8mm - 5/16"	53V59
9553V60	Gas lens Alumina cup size 6 ϕ 9.5mm - 3/8"	53V60
9553V61	Gas lens Alumina cup size 7 ϕ 11mm - 7/16"	53V61
		
9541V24	Long back cap	41V24
		
9541V35	Medium back cap	41V35
		
9541V33	Short back cap	41V33
9598W77	O-Ring for back cap	98W77
		
95H100	Handle smooth	H100
		
95H100R	Handle ribbed	H100R

For power/water cables please see page 99.
For Tungsten electrodes please see page 100.

TIG torch configurations can be made up at your request.



TIG TORCHES

17 Series TIG Torch 150 Amp air cooled



Part No.	Description	Original Ref
95.17V.4.2.DA25	TIG Torch 17V, 4mt, 2 pc, Dinse 25	
95.17V.4.2.DA50	TIG Torch 17V, 4mt, 2 pc, Dinse 50	
95.17V.4.2	TIG Torch 17V, 4mt, 2 pc	
95.17V.8.2.DA25	TIG Torch 17V, 8mt, 2 pc, Dinse 25	
95.17V.8.2.DA50	TIG Torch 17V, 8mt, 2 pc, Dinse 50	
95.17V.8.2	TIG Torch 17V, 8mt, 2 pc	
95.17FV.4.2.DA25	TIG Torch 17FV, 4mt, 2 pc, Dinse 25	
95.17FV.4.2.DA50	TIG Torch 17FV, 4mt, 2 pc, Dinse 50	
95.17FV.4.2	TIG Torch 17FV, 4mt, 2 pc	
95.17FV.8.2.DA25	TIG Torch 17FV, 8mt, 2 pc, Dinse 25	
95.17FV.8.2.DA50	TIG Torch 17FV, 8mt, 2 pc, Dinse 50	
95.17FV.8.2	TIG Torch 17FV, 8mt, 2 pc	



95WP17	WP17 torch head	WP17
95WP17V	WP17 torch head with valve	WP17V
95WP17F	WP17FV flex torch head	WP17F
95WP17FV	WP17 flex torch head with valve	WP17FV

95VS2	Valve for torch head (suits 9/17)	VS2
-------	-----------------------------------	-----



9510N21	Collet ϕ 0.5mm - 0.20" (suits 17/18/26)	10N21
9510N22	Collet ϕ 1.0mm - 0.40" (suits 17/18/26)	10N22
9510N23	Collet ϕ 1.6mm - 1/16" (suits 17/18/26)	10N23
9510N24	Collet ϕ 2.4mm - 3/32" (suits 17/18/26)	10N24
9510N25	Collet ϕ 3.2mm - 1/8" (suits 17/18/26)	10N25
9554N20	Collet ϕ 4.0mm - 5/32" (suits 17/18/26)	54N20



9510N29	Collet body ϕ 0.5mm - 0.20" (suits 17/18/26)	10N29
9510N30	Collet body ϕ 1.0mm - 0.40" (suits 17/18/26)	10N30
9510N31	Collet body ϕ 1.6mm - 1/16" (suits 17/18/26)	10N31
9510N32	Collet body ϕ 2.4mm - 3/32" (suits 17/18/26)	10N32
9510N28	Collet body ϕ 3.2mm - 1/8" (suits 17/18/26)	10N28
95406488	Collet body ϕ 4.0mm - 5/32" (suits 17/18/26)	406488

Part No.	Description	Original Ref
9510N50	Alumina cup size 4 ϕ 6.0mm - 1/4"	10N50
9510N49	Alumina cup size 5 ϕ 8.0mm - 5/46"	10N49
9510N48	Alumina cup size 6 ϕ 9.5mm - 3/8"	10N48
9510N47	Alumina cup size 7 ϕ 11.5mm - 7/16"	10N47
9510N46	Alumina cup size 8 ϕ 12.7mm - 1/2"	10N46
9510N45	Alumina cup size 10 ϕ 17.5mm - 5/8"	10N45
9510N44	Alumina cup size 12 ϕ 19.0mm - 3/4"	10N44



9518CG	Torch body front insulator	18CG
--------	----------------------------	------



9554N01	Torch body front insulator for Gas Lens cap	54N01
---------	---	-------



9545V24	Collet body gas lens ϕ 1.0mm - 4.0"	45V24
9545V25	Collet body gas lens ϕ 1.6mm - 1/16"	45V25
9545V26	Collet body gas lens ϕ 2.4mm - 3/32"	45V26
9545V27	Collet body gas lens ϕ 3.2mm - 1/8"	45V27
9545V28	Collet body gas lens ϕ 4.0mm - 5/32"	45V28



9554N18	Gas lens Alumina cup size 4 ϕ 6.0mm - 1/4"	54N18
9554N17	Gas lens Alumina cup size 5 ϕ 8.0mm - 5/16"	54N17
9554N16	Gas lens Alumina cup size 6 ϕ 9.5mm - 3/8"	54N16
9554N15	Gas lens Alumina cup size 7 ϕ 11.0mm - 7/16"	54N15
9554N14	Gas lens Alumina cup size 8 ϕ 12.7mm - 1/2"	54N14
9554N19	Gas lens Alumina cup size 11 ϕ 17.5mm - 5/8"	54N19



9557Y02	Long back cap	57Y02
---------	---------------	-------



955Y05	Medium back cap	57Y05
--------	-----------------	-------



9557Y04	Short back cap	57Y04
---------	----------------	-------

9598W18	O-Ring for back cap	98W18
---------	---------------------	-------



95H100	Handle smooth	H100
--------	---------------	------



95H100R	Handle ribbed	H100R
---------	---------------	-------

For power/water cables please see page 99.
For Tungsten electrodes please see page 100.

TIG torch configurations can be made up at your request.



TIG TORCHES

26 Series TIG Torch 200 Amp air cooled



Part No.	Description	Original Ref
95.26V.4.1.DA25	TIG Torch 26V, 4mt, 1 pc, Dinse 25	
95.26V.4.1.DA50	TIG Torch 26V, 4mt, 1 pc, Dinse 50	
95.26V.4.1	TIG Torch 26V, 4mt, 1 pc	
95.26V.8.1.DA25	TIG Torch 26V, 8mt, 1 pc, Dinse 25	
95.26V.8.1.DA50	TIG Torch 26V, 8mt, 1 pc, Dinse 50	
95.26V.8.1	TIG Torch 26V, 8mt, 1 pc	
95.26FV.4.1.DA25	TIG Torch 26FV, 4mt, 1 pc, Dinse 25	
95.26FV.4.1.DA50	TIG Torch 26FV, 4mt, 1 pc, Dinse 50	
95.26FV.4.1	TIG Torch 26FV, 4mt, 1 pc	
95.26FV.8.1.DA25	TIG Torch 26FV, 8mt, 1 pc, Dinse 25	
95.26FV.8.1.DA50	TIG Torch 26FV, 8mt, 1 pc, Dinse 50	
95.26FV.8.1	TIG Torch 26FV, 8mt, 1 pc	
	WP26 torch head	WP26
95WP26V	WP26V torch head with valve	WP26V
95WP26F	WP26 flex torch head	WP26F
95WP26FV	WP26FV flex torch head with valve	WP26FV
95VS1	Valve for torch head	VS1
	Collet ϕ 0.5mm - 0.20"	10N21
9510N22	Collet ϕ 1.0mm - 0.40"	10N22
9510N23	Collet ϕ 1.6mm - 1/16"	10N23
9510N24	Collet ϕ 2.4mm - 3/32"	10N24
9510N25	Collet ϕ 3.2mm - 1/8"	10N25
9554N20	Collet ϕ 4.0mm - 5/32"	54N20
	Collet body ϕ 0.5mm - 0.20"	10N29
9510N30	Collet body ϕ 1.0mm - 0.40"	10N30
9510N31	Collet body ϕ 1.6mm - 1/16"	10N31
9510N32	Collet body ϕ 2.4mm - 3/32"	10N32
9510N28	Collet body ϕ 3.2mm - 1/8"	10N28
95406488	Collet body ϕ 4.0mm - 5/32"	406488
	Alumina cup size 4 ϕ 6.0mm - 1/4"	10N50
9510N49	Alumina cup size 5 ϕ 8.0mm - 5/46"	10N49
9510N48	Alumina cup size 6 ϕ 9.5mm - 3/8"	10N48
9510N47	Alumina cup size 7 ϕ 11.5mm - 7/16"	10N47
9510N46	Alumina cup size 8 ϕ 12.7mm - 1/2"	10N46
9510N45	Alumina cup size 10 ϕ 17.5mm - 5/8"	10N45
9510N44	Alumina cup size 12 ϕ 19.0mm - 3/4"	10N44

Part No.	Description	Original Ref
9518CG	Torch body front insulator	18CG
	Torch body front insulator	
9554N01	Torch body front insulator for Gas Lens cap	54N01
	Collet body gas lens ϕ 1.0mm - 4.0"	45V24
9545V25	Collet body gas lens ϕ 1.6mm - 1/16"	45V25
9545V26	Collet body gas lens ϕ 2.4mm - 3/32"	45V26
9545V27	Collet body gas lens ϕ 3.2mm - 1/8"	45V27
9545V28	Collet body gas lens ϕ 4.0mm - 5/32"	45V28
	Gas lens Alumina cup size 4 ϕ 6.0mm - 1/4"	54N18
9554N17	Gas lens Alumina cup size 5 ϕ 8.0mm - 5/16"	54N17
9554N16	Gas lens Alumina cup size 6 ϕ 9.5mm - 3/8"	54N16
9554N15	Gas lens Alumina cup size 7 ϕ 11.0mm - 7/16"	54N15
9554N14	Gas lens Alumina cup size 8 ϕ 12.7mm - 1/2"	54N14
9554N19	Gas lens Alumina cup size 11 ϕ 17.5mm - 5/8"	54N19
	Long back cap	57Y02
	Medium black cap	57Y05
	Short back cap	57Y04
9598W18	O-Ring for back cap	98W18
	Handle smooth	H200
	Handle ribbed	H200R

For power/water cables please see page 99.
For Tungsten electrodes please see page 100.

TIG torch configurations can be made up at your request.



TIG TORCHES

18 Series TIG Torch 350 Amp air cooled



Part No.	Description	Original Ref
95.18.4.3	TIG Torch 18, 4mt, 3 pc	
95.18.8.3	TIG Torch 18, 8mt, 3 pc	
95.18F.4.3	TIG Torch 18F, 4mt, 3 pc	
95.18F.8.3	TIG Torch 18F, 8mt, 3 pc	
95.18.4.3.SW	TIG Torch 18, 4mt, 3 pc, switch	
95.18.8.3.SW	TIG Torch 18, 8mt, 3 pc, switch	
95.18F.4.3.SW	TIG Torch 18F, 4mt, 3 pc, switch	
95.18F.8.3.SW	TIG Torch 18F, 8mt, 3 pc, switch	
		
95WP18	WP18 torch head	WP18
95WP18V	WP18 torch head with valve	WP18V
95WP18F	WP18 flex torch head	WP18F
95WP18FV	WP18 flex torch head with valve	WP18FV
		
9510N21	Collet ϕ 0.5mm - 0.20"	10N21
9510N22	Collet ϕ 1.0mm - 0.40"	10N22
9510N23	Collet ϕ 1.6mm - 1/16"	10N23
9510N24	Collet ϕ 2.4mm - 3/32"	10N24
9510N25	Collet ϕ 3.2mm - 1/8"	10N25
9554N20	Collet ϕ 4.0mm - 5/32"	54N20
		
9510N29	Collet body ϕ 0.5mm - 0.20"	10N29
9510N30	Collet body ϕ 1.0mm - 0.40"	10N30
9510N31	Collet body ϕ 1.6mm - 1/16"	10N31
9510N32	Collet body ϕ 2.4mm - 3/32"	10N32
9510N28	Collet body ϕ 3.2mm - 1/8"	10N28
95406488	Collet body ϕ 4.0mm - 5/32"	406488
		
9510N50	Alumina cup size 4 ϕ 6.0mm - 1/4"	10N50
9510N49	Alumina cup size 5 ϕ 8.0mm - 5/16"	10N49
9510N48	Alumina cup size 6 ϕ 9.5mm - 3/8"	10N48
9510N47	Alumina cup size 7 ϕ 11.5mm - 7/16"	10N47
9510N46	Alumina cup size 8 ϕ 12.7mm - 1/2"	10N46
9510N45	Alumina cup size 10 ϕ 17.5mm - 5/8"	10N45
9510N44	Alumina cup size 12 ϕ 19.0mm - 3/4"	10N44

Part No.	Description	Original Ref
9518CG	Torch body front insulator	18CG
		
9554N01	Torch body front insulator for Gas Lens cap	54N01
		
9545V24	Collet body gas lens ϕ 1.0mm - 4.0"	45V24
9545V25	Collet body gas lens ϕ 1.6mm - 1/16"	45V25
9545V26	Collet body gas lens ϕ 2.4mm - 3/32"	45V26
9545V27	Collet body gas lens ϕ 3.2mm - 1/8"	45V27
9545V28	Collet body gas lens ϕ 4.0mm - 5/32"	45V28
		
9554N18	Gas lens Alumina cup size 4 ϕ 6.0mm - 1/4"	54N18
9554N17	Gas lens Alumina cup size 5 ϕ 8.0mm - 5/16"	54N17
9554N16	Gas lens Alumina cup size 6 ϕ 9.5mm - 3/8"	54N16
9554N15	Gas lens Alumina cup size 7 ϕ 11.0mm - 7/16"	54N15
9554N14	Gas lens Alumina cup size 8 ϕ 12.7mm - 1/2"	54N14
9554N19	Gas lens Alumina cup size 11 ϕ 17.5mm - 5/8"	54N19
		
9557Y02	Long back cap	57Y02
		
9557Y05	Medium black cap	57Y05
		
9557Y04	Short back cap	57Y04
9598W18	O-Ring for back cap	98W18
		
95H200	Handle smooth	H200
		
95H200R	Handle ribbed	H200R

For power/water cables please see page 99.
For Tungsten electrodes please see page 100.

TIG torch configurations can be made up at your request.



TIG TORCHES

20 Series TIG Torch 250 Amp air cooled



Part No.	Description	Original Ref
95.20.4.3	TIG Torch 20, 4mt, 3 pc	
95.20.8.3	TIG Torch 20, 8mt, 3 pc	
95.20F.4.3	TIG Torch 20F, 4mt, 3 pc	
95.20F.8.3	TIG Torch 20F, 8mt, 3 pc	
95.20.4.3.SW	TIG Torch 20, 4mt, 3 pc, switch	
95.20.8.3.SW	TIG Torch 20, 8mt, 3 pc, switch	
95.20F.4.3.SW	TIG Torch 20F, 4mt, 3 pc, switch	
95.20F.8.3.SW	TIG Torch 20F, 8mt, 3 pc, switch	



95WP20	WP20 torch head	WP20
95WP20F	WP20 flex torch head	WP20F
95WP20FV	WP20 flexhead with valve	WP20FV



9513N20	Collect ϕ 0.5mm - 0.20"	13N20
9513N21	Collect ϕ 1.0mm - 0.40"	13N21
9513N22	Collect ϕ 1.6mm - 1/16"	13N22
9513N23	Collect ϕ 2.4mm - 3/32"	13N23
9513N24	Collect ϕ 3.2mm - 1/8"	13N24



9513N25	Collect body ϕ 0.5mm - 0.20"	13N25
9513N26	Collect body ϕ 1.0mm - 0.40"	13N26
9513N27	Collect body ϕ 1.6mm - 1/16"	13N27
9513N28	Collect body ϕ 2.4mm - 3/32"	13N28
9513N29	Collect body ϕ 3.2mm - 1/8"	13N29



9513N08	Alumina cup size 4 ϕ 6.0mm - 1/4"	13N08
9513N09	Alumina cup size 5 ϕ 8.0mm - 5/16"	13N09
9513N10	Alumina cup size 6 ϕ 9.5mm - 3/8"	13N10
9513N11	Alumina cup size 7 ϕ 11.0mm - 7/16"	13N11
9513N12	Alumina cup size 8 ϕ 12.7mm - 1/2"	13N12
9513N13	Alumina cup size 10 ϕ 17.5mm - 5/8"	13N13

Part No.	Description	Original Ref
----------	-------------	--------------

95598882	Torch body front insulator	95598882
----------	----------------------------	----------



9545V42	Collect body gas lens ϕ 1.0mm - 0.40"	45V42
9545V43	Collect body gas lens ϕ 1.6mm - 1/16"	45V43
9545V44	Collect body gas lens ϕ 2.4mm - 3/32"	45V44
9545V45	Collect body gas lens ϕ 3.2mm - 1/8"	45V45



9553N58	Gas lens Alumina cup size 4 ϕ 6mm - 1/4"	53N58
9553V59	Gas lens Alumina cup size 5 ϕ 8mm - 5/16"	53V59
9553V60	Gas lens Alumina cup size 6 ϕ 9.5mm - 3/8"	53V60
9553V61	Gas lens Alumina cup size 7 ϕ 11mm - 7/16"	53V61



9541V24	Long back cap	41V24
---------	---------------	-------



9541V35	Medium back cap	41V35
---------	-----------------	-------



9541V33	Short back cap	41V33
---------	----------------	-------

9598W77	O-Ring for back cap	98W77
---------	---------------------	-------



95H200	Handle smooth	H200
--------	---------------	------



95H200R	Handle ribbed	H200R
---------	---------------	-------

For power/water cables please see page 99.
For Tungsten electrodes please see page 100

TIG torch configurations can be made up at your request.



POWER CABLES

Power Cables

Part No.	Description	Suitable for	Original Ref
9557Y01-2	2 pce 4mt power cable	9/17 series	57Y01-2
9557Y03-2	2 pce 8mt power cable	9/17 series	57Y03-2
9557Y100-12R	1 pce 4mt rubber power cable	9 series	57Y100-12R
9557Y100-25R	1 pce 8mt rubber power cable	9 series	57Y100-25R
9557Y01-R	1 pce 4mt rubber power cable	17 series	57Y01-R
9557Y03-R	1 pce 8mt rubber power cable	17 series	57Y03-R
9540V64	1 pce 4mt rubber power cable	18 series	40V64
9541V29	1 pce 8mt rubber power cable	18 series	41V29
9545V03	4mt power cable	20 series	45V03
9545V04	8mt power cable	20 series	45V04
9546V28-2	2 pce 4mt power cable	26 series	46V28-2
9546V30-2	2 pce 8mt power cable	26 series	46V30-2
952310-1853	1 pce 4mt rubber power cable	26 series	2310-1853
952310-1854	1 pce 8mt rubber power cable	26 series	2310-1854



9/17/26 Power connection



18/20 Power connection

SPARES FOR ANY TIG TORCH

Spares for any TIG torch

Part No.	Description
95LC4	Leather cover with studs 3.6mt
95LC8	Leather cover with studs 7.6mt
95NZC4	Nylon zipper cover 3.6mt
95NZC8	Nylon zipper cover 7.6mt
95RS20	Rubber sheath 20mm ID/mt
95RS27	Rubber sheath 27mm ID/mt
95SW-1F	Switch
95SH100	Switch handle plastic 9/17/20- inc switch
95SH200	Switch handle plastic 18/26- inc switch



95BL1 Rubber switch retaining boot

GAS & WATER HOSES

Gas & Water Hoses

Part No.	Description	Suitable for	Original Ref
9540V75	4mt Gas hose	18 series	40V75
9541V30	8mt Gas hose	18 series	41V30
9540V74	4mt Water hose	18 series	40V74
9541V32	8mt Water hose	18 series	41V32
9545V09	4mt Gas hose	20 series	45V09
9545V10	8mt Gas hose	20 series	45V10
9545V07	4mt Water hose	20 series	45V07
9545V08	8mt Water hose	20 series	45V08



Gas connection



Water connection

POWER ADAPTORS/CONNECTORS/NIPPLES

Power Adaptors

Part No.	Description
95DA25	Dinse adaptor 25 with 1.8 gas hose
95DA50	Dinse adaptor 50 with 1.8 gas hose
952310-1879	2310-1879 Power cable adaptor



9545V11 45V11 Power cable adaptor



95PCA-2 Extension adaptor

Connectors/Nipples

Part No.	Description
95C17-1	C17-1 Connector 9/17
95C26-1	C26-1 Connector 26
95N17-1	N17-1 Nipple 9/17
95N26-1	N26-1 Nipple 26



TUNGSTEN ELECTRODES FOR TIG

2% Thoriated Tungsten

Use with DC current to weld mild & stainless steel.
Red tip.

Size	Pkt	Part No.
1.0mm x 178mm	10 pcs	900310
1.6mm x 178mm	10 pcs	900311
2.4mm x 178mm	10 pcs	900312
3.2mm x 178mm	10 pcs	900313



BOSS Zirconated Tungsten

For AC and Dc current welding of aluminium and magnesium.
White tip.

Size	Pkt	Part No.
1.6mm x 178mm	10 pcs	900320
2.4mm x 178mm	10 pcs	900321
3.2mm x 178mm	10 pcs	900322



TUNGSTEN ELECTRODES FOR TIG

BOSS Ceriated Tungsten

Use with AC or DC current. Suitable for multi-purpose applications.
Grey tip.

Size	Pkt	Part No.
1.6mm x 178mm	10 Pcs	900330
2.4mm x 178mm	10 Pcs	900331
3.2mm x 178mm	10 Pcs	900332

